



## STAGE RIDER

### **1. Contact:**

Florian Wacha | Tel: +43 660 382 7237 | [office@vertilizar.com](mailto:office@vertilizar.com)

### **2. Remarks:**

We would like to point out that we are flexible, but ask that any and all changes be discussed with us in advance. Compliance with this Stage Rider is a requirement for the guest performance contract and to help ensure a trouble free show.

### **3. Confirmation:**

The organizer must confirm at least 4 weeks prior to the show that the conditions set out in this Stage Rider will be fulfilled. If for any reason a condition, or conditions, cannot be fulfilled, please contact us as soon as possible to arrange suitable alternatives.

#### **4. Stage:**

- Stage size min. 6x4m, easy accessible and dressed with black curtains on 3 sides.
- The stage must be stable, even, clean, grounded, statically safe and free of shaking/vibrations.
- The stage construction must be finished before the backline build.
- Drum riser min. 3x2m is required, (if smaller please contact us).
- The ability to hang a band banner at the rear of the stage.
- The PA and the stage lights must be installed, wired, tested, free of hums and show ready.
- For open-air events the stage must have a rainproof covering (top, sides and rear). In addition, free access to the stage for loading and unloading must be available.

#### **5. PA-System:**

- The PA system must be suitable for the venue and number of visitors.
- The PA system and all associated equipment must be from established, reputable companies.

#### **6. FOH:**

- A technician for the PA/FOH system must be present and available during the whole event including the sound check.
- The FOH must be central and a suitable distance away from the stage during the show.

#### **7. Stage monitoring:**

- The band will be using wireless in ear systems for on stage live monitoring.
- All signals (vocals, guitars, bass and backing tracks) will be DI signal and split for in ear monitoring and FOH, directly through a DI splitter inside the bands live rack, (detailed plan see page 3 / point 8).
- The FOH technician must provide a mixdown of the whole drum mix for the bands in ear monitoring (1x XLR).


(Live Rack routing plan of DI signals see page 3 / point 8)

## 8. Live Rack routing plan of DI Signals:



MacBook Pro  
Saffire Mix Software  
Cubase 8


1		Interface - Focusrite Scarlett Pro 40
2		ART S8 3 Way DI Splitter
3		
4		InEar Monitoring Systems
5		
6		
7		Rhythm Guitar - Kemper Profiler
8		
9		
10		
11		Lead Guitar - Kemper Profiler
12		
13		
14		Korg Pitchblack Tuner - 1HE
15		Tech 21 Landmark 300 Bass Amp
16		
17		Rack drawer
18		



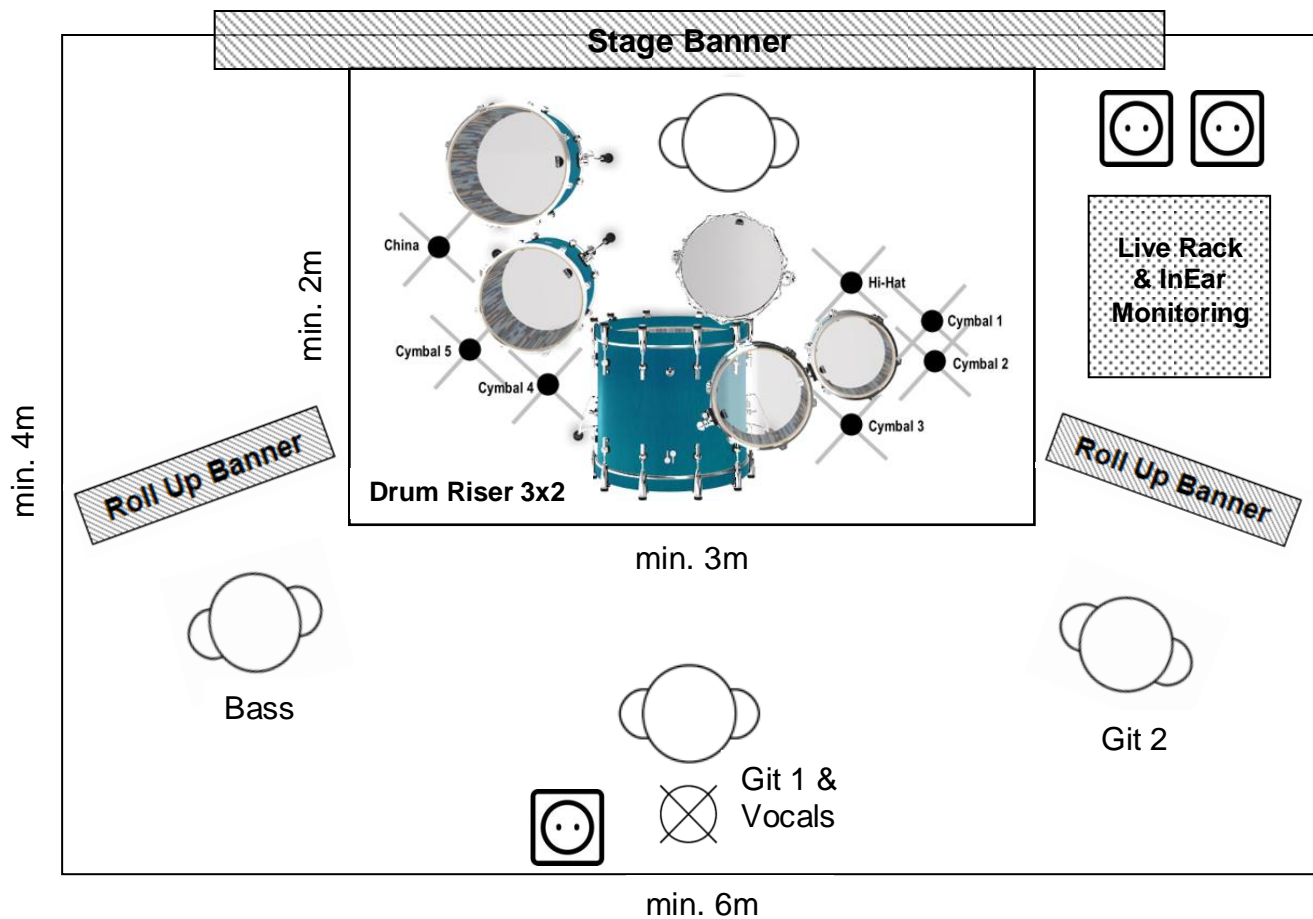
XLR Connectors - DI Signals for FOH



1. Drums | 2. Vocals | 3. Git 1 | 4. Git 2 | 5. Bass | 6. Backings |



**9. Stage plan:**



**Key:**



230V / 50 HZ two-pin earthed / grounded plug (Schuko)



Microphone (Sennheiser E935)



Musician



Banner



Live Rack / Amp Case

Monitor speakers are basically not needed – unless explicitly requested.

This Stage Rider is part of the guest performance contract.  
For further questions please contact Florian Wacha

Tel: +43 660 382 7237  
[office@vertilizar.com](mailto:office@vertilizar.com)

# VERTILIZAR

[www.vertilizar.com](http://www.vertilizar.com)  
<https://www.facebook.com/vertilizar>  
[https://www.instagram.com/vertilizar\\_official](https://www.instagram.com/vertilizar_official)  
[https://www.twitter.com/Vertilizar\\_Band](https://www.twitter.com/Vertilizar_Band)  
<https://www.vk.com/vertilizar>

Spotify:



Youtube:



Soundcloud:

